

Illinois



America's Youngest Outcasts: State Report Card on Child Homelessness

STATE RANKS (1-50, 1 = best)

For the complete Report Card (including sources), please visit:
www.HomelessChildrenAmerica.org

Number of homeless children (30,636): **42ND**

0.95% homeless out of all children

5% homeless among children living in poverty

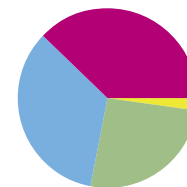


Who are Illinois's homeless children?

Age:		
	Under 6 years	12,867
	Grades K-8 (enrolled)	12,947
	Grades 9-12 (enrolled)	4,822
	TOTAL	30,636

Race/Ethnicity

*Among children living in poverty. Not available for homeless children.



- White (34%)
- Black (38%)
- Asian (2%)
- Native American (0%)
- Hispanic (26%)



Housing and Income

Minimum wage:\$7.75
 Average wage for renters:\$14.58
 Hourly wage needed to afford 2-BR apartment:\$16.23



Food Security

1 in 31 children in Illinois do not know where they will get their next meal.

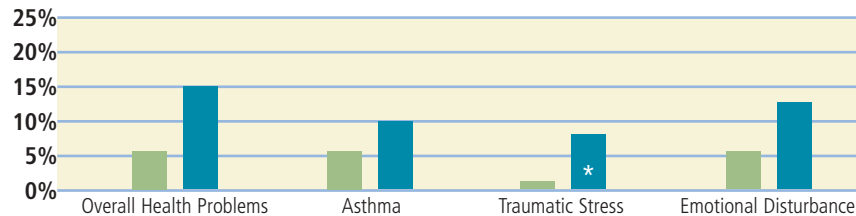


Homelessness and Children's Health

Studies comparing homeless children to those of middle-income families

- Middle-income children in state
- Homeless children

* Sample size too small for statistical reliability.

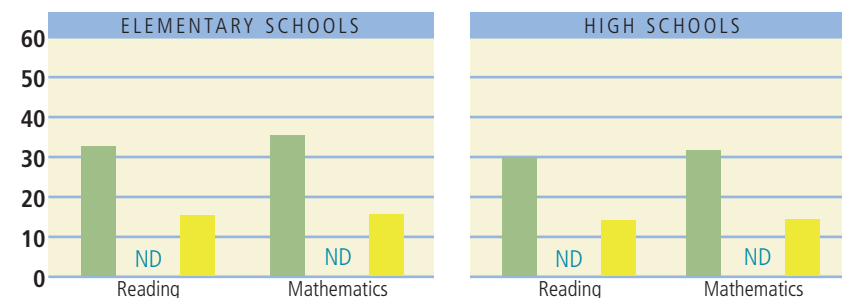


Educational Achievement

Reading and math proficiency using the Federal NAEP standard

- All students NAEP scores
- Homeless children NAEP scores
- School lunch children NAEP scores

ND: No Data



HS Graduation Rate for Homeless Children: <25%

Long-Term Economic Consequences of Not Graduating From High School

In lifetime earnings and contributions to society

Difference in lifetime earnings: HS degree vs. without\$200,000
 Net lifetime increased contributions to society with HS degree ... (per student) \$127,000
 Number of homeless HS students in Illinois4,822
 High school graduation rate for homeless children< 25%



IL loss in lifetime earnings\$720 million
IL loss in contributions to society\$460 million



Policy & Planning: ILLINOIS



Housing Policies

Emergency shelter units for homeless families	575
Transitional housing units for homeless families	1,821
Permanent supportive housing units	1,063
Total capacity	3,459

Does Illinois have a State Housing Trust Fund? YES

Wait List Priorities:

	Section 8	Public Housing
Domestic violence	<input checked="" type="checkbox"/> YES <input type="checkbox"/>	<input checked="" type="checkbox"/> YES <input type="checkbox"/>
Homelessness	<input type="checkbox"/> NO <input type="checkbox"/>	<input checked="" type="checkbox"/> YES <input type="checkbox"/>

Section 8 wait list: **92%** are extremely low income families
 Public Housing wait list: **89%** are extremely low income families



Income/Wages

At minimum wage a full-time worker earns **48%** of what is needed to afford a 2-BR at FMR.

Per month, **213%** of TANF benefit would need to be spent on rent to afford a 2-BR at FMR.

Does IL have a State Earned Income Tax Credit? YES
 Is it refundable? YES

Child Care

Average annual cost for child care (4-year old) ... \$6,806

Families use child care vouchers for:
 Employment: 89%
 Training and education: 4%
 Employment AND training/education: 2%

Does IL prioritize children who are homeless when distributing child care vouchers? YES NO



Health Policies

% uninsured children	8.3%
% total Medicaid expenditures spent on children	16.3%
Medicaid eligibility by % of Federal Poverty Level	
Infants	200%
Children ages 1-5	133%
Children ages 6-19	133%



Food Security Policies

% eligible children enrolled in food stamps	67%
% schools with school breakfast program (among schools who provide school lunch)	68.5%



State Planning

Does Illinois have an interagency council on homelessness? YES

What 10-year Planning Efforts Have Taken Place?

Illinois does not have ten year plan, but in 2005, their interagency council created *Building for Success: Illinois' Comprehensive Housing Plan*. Included in this Plan were goals and strategies to increase supportive housing options, increase access to affordable housing, increase the amount of affordable housing, and coordinate resources in the state.

State Planning Ranking for Illinois



Education

Barriers reported by McKinney-Vento subgrantees:

Eligibility	37.9%	School Selection	9.9%
Immunizations	42%	School Records	34.2%
Other Med. Records	0%	Transportation	78.1%
Other Barriers	39.9%		

Additional funding allocated to schools for education of homeless children (per child): ... \$93

Dedicated state funding for homeless education? YES

* ILLINOIS'S RANKS

	RANK
Extent of child homelessness	19
Child well-being	14
Risk for child homelessness	33
State policy and planning	Moderate
Overall Rank	13

*States ranked 1-50 with 1 being best and 50 worst.

