







DuPage PADS September 2009

Interim Housing (overnight) Sites

Sunday	Monday	Tuesday	Wednesday	Thursday	Friday	Saturday
Glen Ellyn  First Congregational Church of Glen Ellyn 535 Forest <ul style="list-style-type: none"> • Metra Train • Bus 715 • No Vehicles • Capacity: 65 • Showers North on Main St. Glen Ellyn from Roosevelt Rd. to Crescent, east to Forest.	Bloomingtondale St. Isadores 427 W. Army Trail Rd. <ul style="list-style-type: none"> • Showers • No Laundry • Capacity 100 West on Geneva Rd.; North on Gary Avenue: the church is on the corner of Army Trail and Gary Ave. Closed only on 9/21/; 9/28	Lombard  First Church of Lombard 220 S. Main Street <ul style="list-style-type: none"> • Metra Train • Bus 747 or 715 to 313 • Showers • Overnight only, sack lunches for dinner for meal only • Laundry • Capacity: 50 North from Roosevelt Rd. (Rt. 38) on Main St. in Lombard to Maple. Church on SW corner. Enter in rear.	Carol Stream  Corpus Christi Catholic Church 1415 Lies Road <ul style="list-style-type: none"> • Bus-1 mile to bus stop- bus only operates during morning and evening rush hours. • Capacity: 30 North Ave. (Rt. 64) to County Farm Rd., north to Lies Rd. West on Lies Rd.	Glen Ellyn 1st Presbyterian Church 500 Anthony Ave. <ul style="list-style-type: none"> • Showers • Bus • No Vehicles • Metra Train Line • Capacity 100 East on Roosevelt Rd. to Park Blvd; north on Park Blvd to Pennsylvania; then west 2 blocks to Main Street; north 2 blocks to Cottage; left on Cottage; left into parking lot. Enter through west door.	Wood Dale Wood Dale Community UMC 206 N. Wood Dale Rd. <ul style="list-style-type: none"> • Metra Train • Showers • Laundry • Capacity: 30 North from North Ave. (Rt. 64) On Villa Ave (become Wood Dale Rd.) Park in lot behind Church.	Hinsdale Redeemer Lutheran 139 E. First St South of tracks Metra Train Capacity: 50 West on Ogden. South on N Madison. East on W Maple. South on Lincoln. East on 1 st .

Lombard  Synagogue Etz Chaim 1710 S. Highland <ul style="list-style-type: none"> • Bus 313 • Capacity: 35 Roosevelt (Rt. 38) to Highland. South on Highland. Turn on 17 th Street. Closed only on: Sept. 27th	Roselle Lamplighter Bible Church 359 W. Irving Park * West of train station on Irving Park Rd. * Capacity 50 West on Irving park road from Roselle Train Station. Open only on 9/21; 9/28;		Lombard  Peace Lutheran Church 21 W. 500 Butterfield Rd. <ul style="list-style-type: none"> • Bus 715 • No Vehicles • Capacity: 40 South form Roosevelt Rd. (Rt. 38) on Rt. 53, to Butterfield Rd., east on Butterfield Rd. Church is on the north side of Butterfield Rd.	Naperville St. Margaret Mary 1450 Green Trails * Capacity: 45 South on Naperville Rd from Ogden (Rt 36). Church located on east side of street. No Smoking Site	Downers Grove  St Mary Gostyn Catholic Ch. 440 Wilson St <ul style="list-style-type: none"> • Metra Train • Bus 715 to 834 • Showers • Laundry • Capacity: 60 South from Roosevelt (Rt. 38) on Meyers (becomes Fairview) to Prairie Ave., west on Prairie 1 block. Park in lot. Closed only on: 9/4	Glen Ellyn Evangelical Covenant Church 277 Hawthorne Showers Capacity: 45 men 10 women Take College Ave in Wheaton east; becomes Pennsylvania Ave in Glen Ellyn. Go north on Kenilworth to site.
--	---	--	--	---	--	--

Naperville Community UMC 20 Center Street <ul style="list-style-type: none"> • Metra Train • Capacity 50 Ogden Ave. (Rt.34) to Washington St. south under tracks to Benton Ave., east ½ blk. Turn left on Center; church is ½ block on the right. Park in bank lot across the street. Enter in the rear of the church. Closed only on: Sept 6th						<p align="center"><u>September 2009 Shelter Sites</u></p> <p align="center"><i>All sites will be based on volunteer support, to ensure that the site is open each night call toll-free number at 1-866-682-3846 or 1-630-682-3846 ext. 235 and listen to the recording or at www.dupagepads.org</i></p> <p align="center">Shelter doors open at 7pm. Any guest arriving on the property prior to 6:45 p.m. will not be allowed into the shelter for that evening. Dinner is served from 7:00 p.m. until 9:00 p.m. and no guests will be allowed to enter the shelter after 10:00 p.m. Guests will be awoken at 6:00 a.m., given breakfast and expected to leave the shelter by 7:00 a.m. As guests at our sites your cooperation is appreciated. There are NO morning smoke breaks.</p> <p align="center">**ALL SITES USE A LOTTERY SYSTEM TO ENTER DUE TO SITES EXCEEDING CAPACITY** Revised 08/28/2009</p>
--	--	--	--	--	--	---