











DuPage P.A.D.S. Summer July 2010 Interim (overnight) Housing Sites

Sunday	Monday	Tuesday	Wednesday	Thursday	Friday	Saturday
<p>Lombard </p> <p>Synagogue Etz Chaim 1710 S. Highland • Bus 313 • Capacity: 35</p> <p>Roosevelt (Rt. 38) to Highland. South on Highland. Turn on 17th Street.</p>	<p>Bloomingtondale</p> <p>St. Isidore's Catholic 427 W. Army Trail Rd.</p> <ul style="list-style-type: none"> • Showers • No Laundry • Capacity: 85 <p>West on Geneva Road; north on Gary Avenue; the church is on the corner of Army Trail and Gary Ave. Or At Wheaton Metra station take 711 bus to Gary/Army Trail.</p>	<p>Lombard </p> <p>First Church of Lombard 220 S. Main Street</p> <ul style="list-style-type: none"> • Metra Train • Bus 747 or 715 to 313 • Showers • Laundry • Capacity: 55 <p>North from Roosevelt Rd. (Rt. 38) on Main St. in Lombard to Maple. Church on SW corner. Enter in rear. Meal only clients will get a sack lunch and will not be admitted into the site.</p>	<p>Lisle </p> <p>Trinity Lutheran Church 1101 Kimberly Way</p> <ul style="list-style-type: none"> • No Showers • Some laundry • Pace Bus #820 • Metra 1 mile from site. • Capacity: 65 <p>East on Roosevelt to route #53; south on #53 past Ogden and Maple Ave. to Kimberly Way; Church is on the corner of route #53 and Kimberly Way.</p>	<p>Glen Ellyn </p> <p>1st Presbyterian Church 500 Anthony Ave.</p> <ul style="list-style-type: none"> • Showers • No Laundry • Bus • On Metra Train Line • Capacity 90 <p>East on Roosevelt Rd. to Park Blvd; north on Park Blvd to Pennsylvania; then west 2 blocks to Main Street; north 2 blocks to Cottage; left on Cottage; left into parking lot; enter through west door.</p>	<p>Naperville </p> <p>Our Saviors Lutheran-Celebration Campus 815 S. Washington * Showers Capacity: 90 * can come onto property at 6pm</p> <p>Take Washington South from Ogden. Approximately 4 blocks south of Edwards Hospital. Or 714 to Naperville, then 530 Bus to Edwards hospital Closed Only on July 2 NO SMOKING SITE</p>	<p>Hinsdale </p> <p>Redeemer Lutheran 139 E. First St South of tracks</p> <ul style="list-style-type: none"> • Metra Train <p>Capacity: 51</p> <p>West on Ogden. South on N Madison. East on W Maple. South on Lincoln. East on 1st.</p> <p>Closed only on July 3</p>
<p>Glen Ellyn </p> <p>First Congregational Church of Glen Ellyn 535 Forest</p> <ul style="list-style-type: none"> • Metra Train • Bus 715 • <u>No Vehicles</u> • Capacity: 65 • Showers <p>North on Main St. Glen Ellyn from Roosevelt Rd. to Crescent, east to Forest.</p>			<p>Downers Grove </p> <p>St. Luke Presbyterian 3910 Highland</p> <ul style="list-style-type: none"> • Metra • Capacity: 35 <p>Take Naperville Rd. south to Ogden. Go Left onto Ogden, turn left onto Highland or Bus 834 from Yorktown mall to right in front of site.</p>		<p>Lisle </p> <p>Trinity Lutheran Church 1101 Kimberly Way</p> <p>Open July 2 only for families * family site only * Lights off at 9pm</p> <p>OPEN ONLY ON JULY 2, for FAMILIES ONLY</p>	<p>Glen Ellyn </p> <p>Evangelical Covenant Church 277 Hawthorne</p> <ul style="list-style-type: none"> • Showers <p>Capacity: 50 Men 15 Women</p> <p>Take College Ave in Wheaton east; becomes Pennsylvania Ave in Glen Ellyn. Go north on Kenilworth to site. Closed only on July 24</p>

Last updated: 06/28/2010

July 2010 Shelter Sites

All sites will be based on volunteer support, to ensure that the site is open each night call toll-free number at 1-866-682-3846 or 1-630-682-3846 ext. 235 and listen to the recording or at www.dupagepads.org

Shelter doors open at 7pm. Any guest arriving on the property prior to 6:45 p.m. will not be allowed into the shelter for that evening.

All new guests must have a valid ID and proof they have lived in DuPage County to the past 90 days before becoming homeless.

ALL SITES USE A LOTTERY SYSTEM